

Shower
Construction
there is a
better way

*With so many new products
on offer in our industry it
is difficult to find time to
investigate them all. We are
very glad we made time for
this one.*

Mr Dennis Wright
*Building and Project Manager,
Beazley Homes*





finally, there is a better way!

After all these years why are showers still leaking?

It's no secret - there are fundamental flaws in most shower construction methods. While most of the main methods covered in the Australian Standard appear to be sound, in practice many issues arise that severely degrade the waterproofing performance.

Issues such as uneven substrates, incorrect concrete recesses, out of square walls, poor connection of shower screens to floors, and trades either not communicating or not being supervised correctly. Even small problems cost time and money to investigate and fix. However now there truly is a better way.

Take control with Waterstop Streamline

Waterstop Streamline is a functional, modern, one piece water barrier that seamlessly connects the shower screen to the shower tray in an almost invisible way.

This patented, technically advanced product was designed by an experienced team consisting of waterproofers, tilers and construction trades people to fulfil three main objectives:

- to address most common issues found with other shower construction methods
- to control the entire shower construction and enhance the performance of other construction products
- to streamline or reduce labour content for all contractors.

Developed to be compatible with emerging waterproofing membranes, the product also creates a perfectly seamless connection point for all types of shower screens. Installing Waterstop Streamline means water is totally contained within the shower and the end of leaks.

Waterstop Streamline has passed all field testing and thousands have been in use with major building companies without a single failure. It has become the benchmark in shower construction.

While Waterstop Streamline solves all the waterproofing problems for high volume project builders, it also meets the exacting needs of small, boutique builders. No more uneven brick and tile hobs, no more small adjustments in tiling to bleed out imperfections in slab recesses, no more guess work required between trades.

Switch to Waterstop Streamline and find out how easy it is to make every shower the same - perfect.



By using Waterstop Streamline I know the shower will be perfect every time. It has to be, because this product is designed to dictate placement of all of the other components to make up the complete shower. It's virtually impossible to stuff it up.

Mr Glen Whitehead
Managing Director,
BJM Developments

This is by far the easiest way for building and construction companies to comply with the revised Australian Standard in waterproofing (AS 3740-2021)

*Waterstop Streamline -
Why would anyone use anything else to build a shower?*

At last someone has got a product together that not only works, but it looks good and is so easy for every trade to work with. It even comes with step by step instructions on the protective tape.

Mr Andrew Shailer
Andrew Shailer Tiling



This is by far the easiest way for building and construction companies to comply with the revised Australian Standard in waterproofing (AS 3740-2021), for showers requiring a water barrier with a minimum of 15mm above finished tile height. The product is colour finished and does not require covering or capping.

Time to change

Many major project builders have already made the move to Waterstop Streamline. The product has been developed to fit in with current construction practices - it simply improves and streamlines the whole process and increases the performance of the other products. It is like a jig for building showers!

In fact many of our customers have reported that the change was one of the easiest they have ever dealt with and the only regret they have was not having made the switch earlier. Gleda Pty Ltd offers free technical advice and has access to many experienced waterproofers who use Waterstop Streamline every day. Make the change today and join the rapidly growing number of builders around Australia that never have issues with their shower construction.

Save time and money

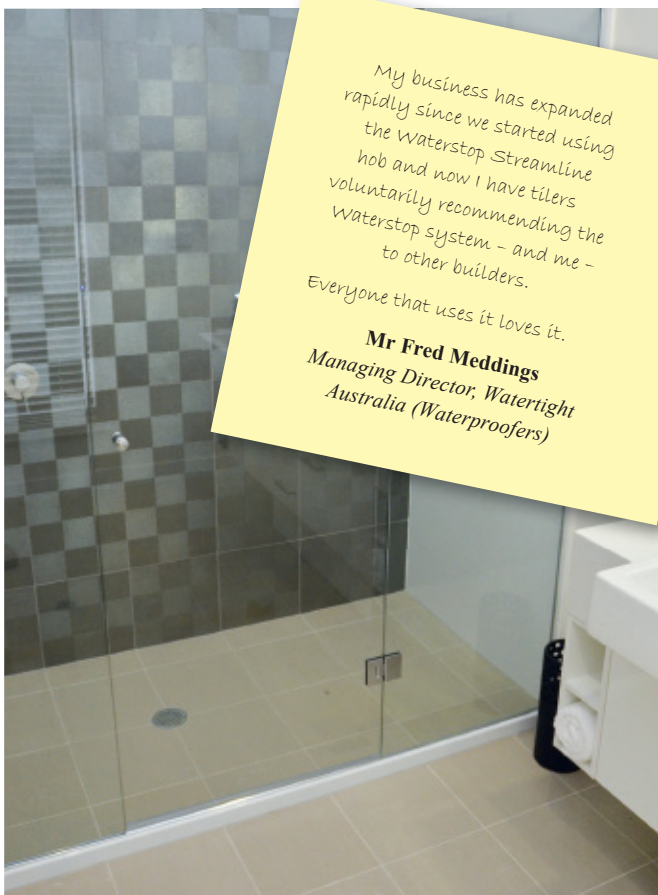
Many of our customers agree that after switching to Waterstop Streamline they have reduced their time input into this section of the construction and it has saved them money.

If you can save time by reducing supervision, preventing construction problems from occurring, having your trades spend less time on site, and eliminating call backs on minor complaints, then it goes without saying - you will save money.

Features

- Finished product is ready to install and requires no capping or covering
- Uses and enhances standard construction methods
- One piece with no joins
- Colour matched to common screens
- Compatible with all screens including frameless
- Saves valuable bathroom floor space
- Installation instructions on protective tape
- Tilers mortar bed guide on inside edge of extrusion means a perfect fall to waste
- Complies with Australian Standards (AS 3740-2021)
- Full range of standard sizes*, also easy to customise on site

• *Full product specifications are available from our website at www.waterstopstreamline.com.au*



*My business has expanded rapidly since we started using the Waterstop Streamline hob and now I have tilers voluntarily recommending the Waterstop system - and me - to other builders.
Everyone that uses it loves it.*

Mr Fred Meddings
Managing Director, Watertight
Australia (Waterproofers)



I am happy to give my recommendation to use Waterstop Streamline. It is the only modern looking product that I have seen that positively connects the shower screen to the waterproofing in a completely leak free way...

Mr Albert Aeberhard
Builder,
Hotondo Homes Group ACT

Switching to the Waterstop Streamline system has been a fantastic result for the company. It ticks all the boxes by being modern, sleek, easy to install and failsafe. Costly repairs associated with leaking shower trays are now a thing of the past.

Luke Pearce
QLD Construction Manager,
Devine Homes

Working with Waterstop Streamline

There are two keys to a perfect shower - the product must be level and square.

The one piece product is easy to level - just glue it directly to the substrate with a flexible sealant. Uneven substrates are overcome by packing low points with a tilers wedge.

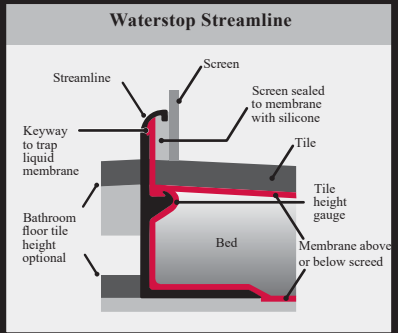
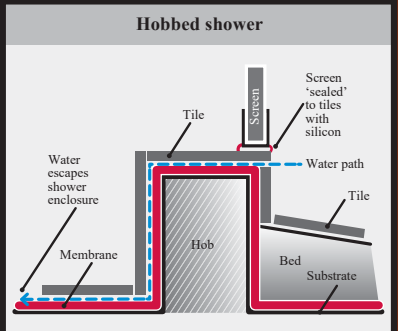
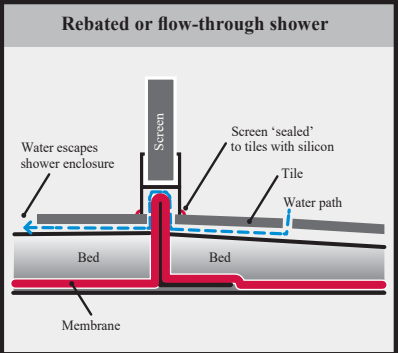
Bathroom walls are not always square, therefore it is important to mark out where you would like to place the Waterstop Streamline and trim the product to fit as required - a normal hacksaw is suitable for this job.

If the product is required to be placed into a recess in the slab, it is best to specify a 30mm deep recess. Allowing an additional 50-100mm across the door opening of your recess provides your concreter with a larger tolerance and reduces errors. The gap on the outside of the angle is easily filled with mortar by the tiler when laying the bathroom floor tiles.

Once Waterstop Streamline has been glued level and square, your waterproofer, tiler and shower screen installer then apply their products according to standard construction practices. Waterstop Streamline acts as a jig, providing an effective guide to these trades. However, it is still important to follow the installation instructions on the protective tape or phone Gleda for advice if unsure.

Full product detail including complete installation instructions, fact sheets and order forms are available from our website at www.waterstopstreamline.com.au

Supplier's details



waterstop®
STREAMLINE

Gleda Pty Ltd
PO Box 258 Lowood Qld 4311
Phone 07 5426 3700
Fax 07 5426 3711
Email sales@waterstopstreamline.com.au
Website www.waterstopstreamline.com.au